



SHAPING THE  
FUTURE OF SURFACE



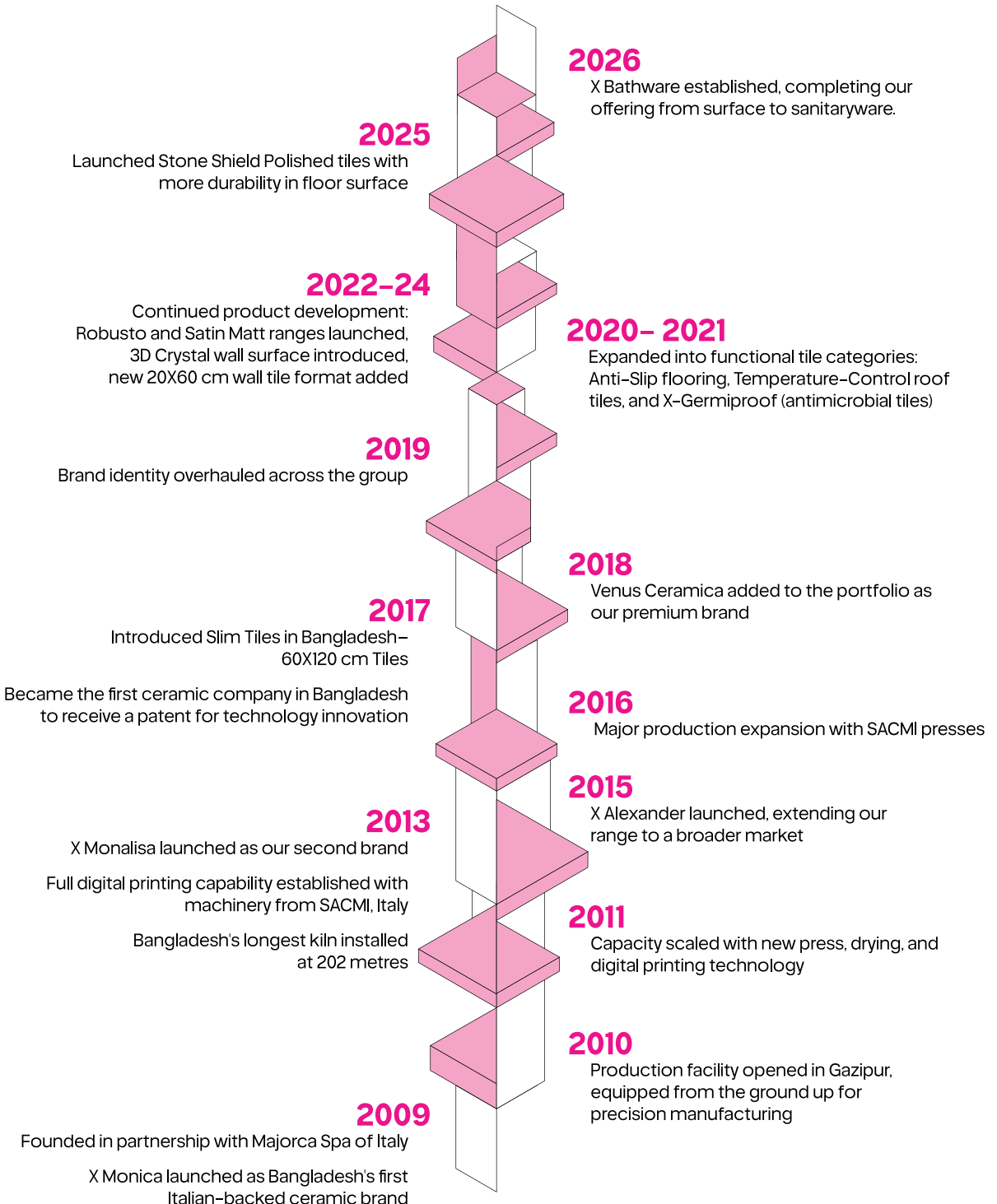
ceramics  
G R O U P



ceramics  
G R O U P

# OUR JOURNEY

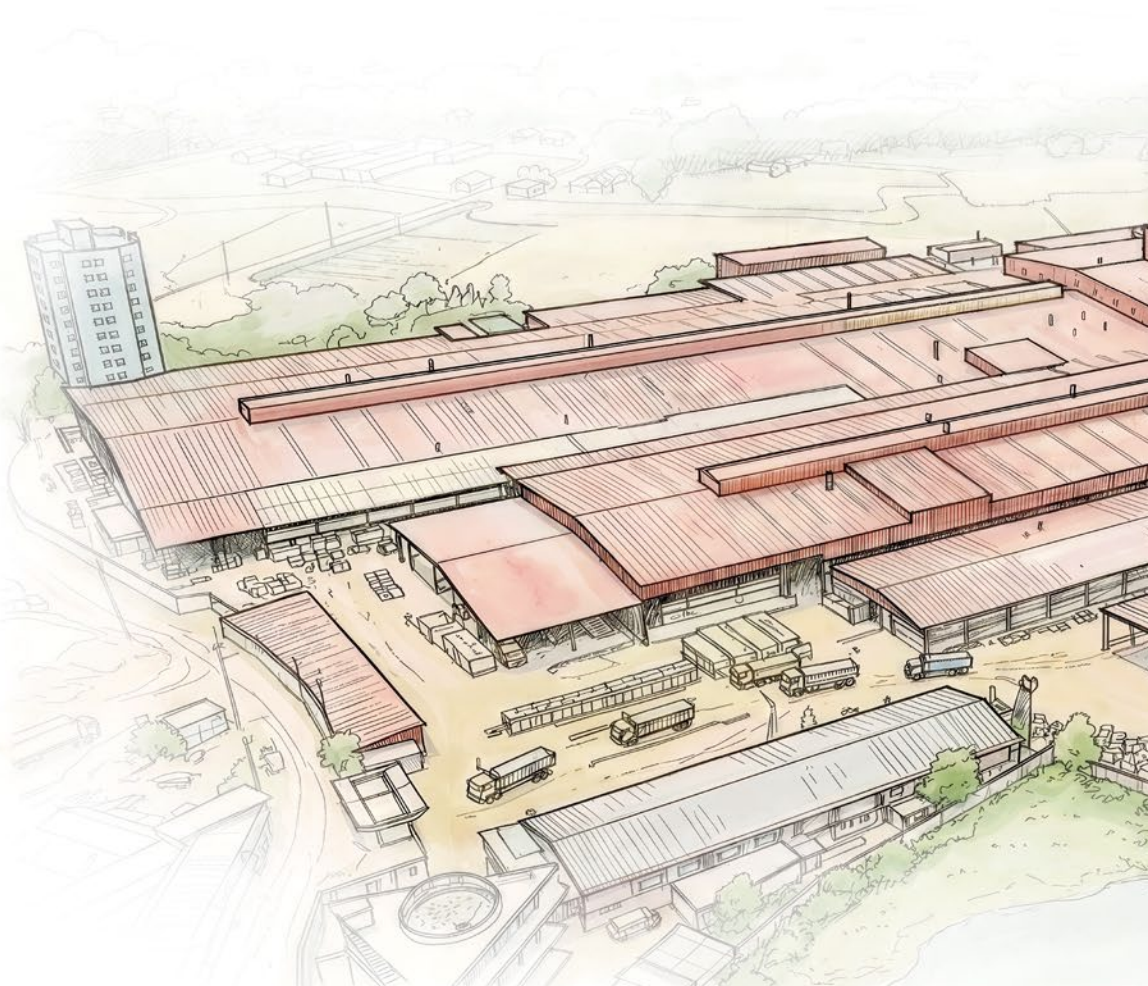
SOME MILESTONES TELL THE FULL STORY  
BETTER THAN ANY BROCHURE COPY.



## WHO WE ARE

X Ceramics Group started in 2009 with a single clear ambition: to build a ceramic manufacturing company in Bangladesh that could genuinely compete on the world stage – on design, technology, and consistency.

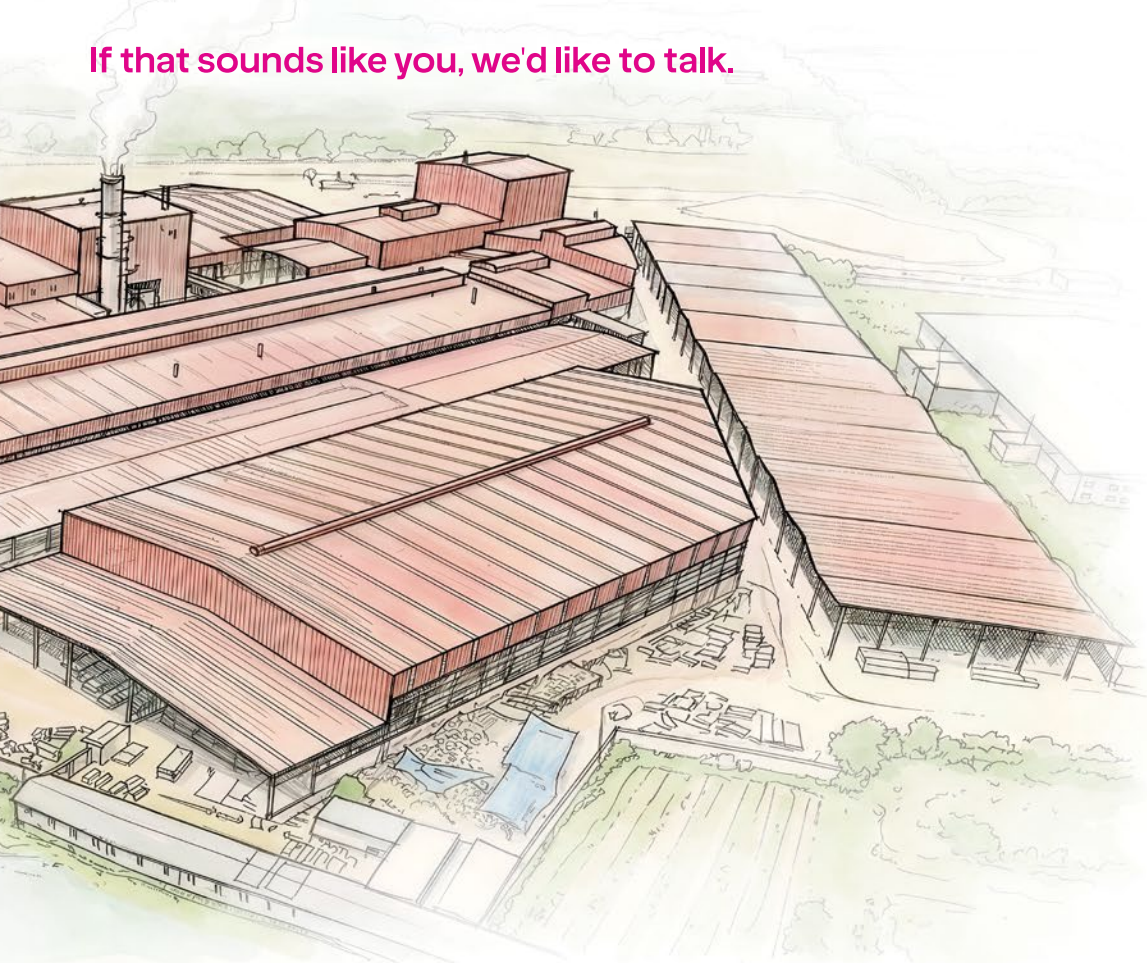
That ambition came with serious backing. Our founding joint venture with Majorca Spa of Italy, a ceramic manufacturer with over five decades of European heritage, gave us something most regional manufacturers never have at the start: a genuine design and technical foundation, not a borrowed logo.



Fifteen years later, we operate one of South Asia's most complete ceramic and porcelain manufacturing facilities, producing everything from large-format floor and wall tiles to bathware under four distinct brands— X Monica, X Monalisa, X Alexander, and X Bathware.

We are not yet a global name. But we are ready to be one. Having built our reputation, our technology, and our quality systems at home, we are now opening seriously to export partnerships— and we are looking for buyers who care as much about what's behind the product as what's on the surface.

**If that sounds like you, we'd like to talk.**





## PIONEERING EXCELLENCE IN CERAMIC INNOVATION

### **400+ Tile Experts:**

A dedicated team of over 400 specialists driving precision and quality in every product.

### **150 Researchers in R&D Wing:**

150 specialized researchers fueling continuous advancement in our state-of-the-art R&D facility.

### **50+ New Designs Every Month:**

Launching more than 50 innovative designs monthly to stay ahead of architectural trends.

### **30+ New Products Every Year:**

Introducing over 30 groundbreaking products annually, blending Italian heritage with modern engineering.

### **18 Global Vendors Annually:**

Collaborating with 18 local and international vendors every year to advance new product development and production innovation.

### **3 New Innovative Products Every Year:**

Delivering 3 fresh innovations monthly, focused on durability, performance, and aesthetic leadership.

### **Pioneering Local Tile Company with Global Brands:**

Recognized as the premier local tile manufacturer introducing international brands to the market.

### **Most Patented Ceramic Innovations:**

Leading the industry as the ceramic tile company with the most patent certifications for innovative ceramic technologies.

### **First Digital Printed Tiles:**

Our portfolio originates the first digital printed tiles in the industry, setting new standards for design precision.

# CONTENTS

1	XCG GROWTH STORY
3	ABOUT X CERAMICS GROUP
4	OUR STRENGTHS
7	NANO MIRROR POLISHED SERIES
9	CONCRETE SERIES
13	X STONE SERIES
19	RUSTIC SERIES
21	STONE SHIELD SERIES
25	ROCK X SERIES
27	X SLATE SERIES
29	DECOR SERIES
31	WOOD TRAIL SERIES
34	X BATHWARE
37	WATER CLOSETS
39	BASINS WITH PEDESTAL
41	TABLE TOP BASINS
43	UNDER COUNTER BASINS
44	URINAL



# Nano

MIRROR POLISHED  
TILES



Nano Mirror Polished redefines reflection itself.  
Advanced nano-technology creates mirror-like depth and clarity  
with the strength and ease of porcelain.  
These tiles do not decorate space — they expand it.

---

Available Size: 60X120 cm

# NANO MIRROR POLISH

60 cm X 120 cm



CREMA IVORY



ATLANTIC VERDE



NERO MARQUINA

## CREMA IVORY

A light, off-white tile with subtle, hair-thin veining for an elegant and clean aesthetic.

## ATLANTA VERDE

A sophisticated grey-green tile characterized by bold, dark diagonal veins and a weathered stone appearance.

## NERO MARQUINA

A striking, deep black tile featuring high-contrast white lightning-bolt veining.

Polished Glossy Surface

# CONCRETE



Concrete captures the honest beauty of raw urban form. Soft matte texture and subtle tonal variations create grounded, sophisticated spaces that let architecture speak.

---

Available Sizes: 60X120 cm, 60X60 cm

# CONCRETE

60 cm X 120 cm




ESTONIA LT GRIS




URBAN BEIGE



URBAN GREY



URBAN DARK



ESTONIA GRIS

## ESTONIA LT GRIS

A light, speckled stone-effect tile with a fine-grained texture that offers a bright, natural granite appearance.

## ESTONIA GRIS

A mid-tone grey tile featuring a prominent linear grain and heavy stone texture for a rugged, organic look.

## URBAN GREY

A sleek, minimalist concrete-style tile with soft cloud-like mottling, perfect for modern industrial aesthetics.

## URBAN BEIGE

A warm, neutral tile with a smooth, sandy finish that provides a clean and calming foundation for interior spaces.

## URBAN DARK

A bold, charcoal-colored tile with deep tonal variations and a weathered metallic or slate-like character.

Matte Surface

**CONCRETE**



# CONCRETE

60 cm X 60 cm



METRIC GRAY



SEARS GRIS MATT



CLOUD CEMENT

## METRIC GREY

A refined speckled grey with a smooth matte finish, delivering a subtle industrial concrete elegance.

## SEARS GRIS MATT

A balanced mid-tone concrete grey with soft tonal movement for a modern architectural look.

## CLOUD CEMENT

A light, airy cement shade with gentle texture that brings brightness to contemporary spaces.

Matte Surface

# Xstone



X Stone brings the timeless authority of natural stone into the modern age. Realistic veining and tactile depth combine with porcelain performance for surfaces that age gracefully and remain eternally contemporary.

Available Sizes: 60X60cm, 80X80cm, 60X120 cm

# X STONE

60 cm X 120 cm




SARDO GREY



LIMESTONE GREY



ALPINE TUNDRA



DIANO REALE



CREMA NUOVA

## SARDO GREY

A grey, monochromatic tile featuring a consistent, fine-grained speckled pattern for a clean and classic granite look.

## LIMESTONE GREY

It features a soft, natural grey tone with subtle stone-like textures, offering a timeless and versatile surface inspired by authentic limestone.

## ALPINE TUNDRA

The cool tones and layered texture suggest the weathered surface of high-altitude rock.

## DIANO REALE

A soft beige tile displaying delicate, wispy textures and subtle tonal shifts that mimic natural stone.

## CREMA NUOVA

A warm, cream-colored marble-style tile characterized by prominent, elegant tan veining and a smooth finish.


Matte Surface

**X**stone



# X STONE

80 cm X 80 cm



MICROCID BLACK



MICROCID GREY

## MICROCID BLACK

A striking, dark charcoal tile featuring sharp, lightning-like white veins & Microcid effect on surface that create a bold and dramatic statement piece.

## MICROCID GREY

A soft, mid-tone grey tile with fluid, cloud-like marbling that provides a sophisticated and modern touch to any space. Also it has Microcid effect on surface.

Matte Surface with MicroCid Effect

**Xstone**

14



# X STONE


60 cm X 60 cm



**BOTTICINO PEARL**



**ROYAL EMPERADOR LIGHT**



**ROCKY GRAPHITE**

## **BOTTICINO PEARL**

It features a soft, creamy base with very subtle, fine-grained mottling. It mimics natural limestone, like a very light sandstone.

## **ROYAL EMPERADOR LIGHT**

A warm beige-tan base enriched with elegant white and ivory veining, evoking the timeless luxury of classic emperador marble.

## **ROCKY GRAPHITE**

It has a deep charcoal/slate base with sharp, linear streaks of white and rust-colored veining that looks like natural stone layers.

Matte Surface

# RUSTIC

Rustic revives the warmth and character of hand-crafted European terracotta and stone. Imperfect textures and earthy palette create lived-in elegance and authentic atmosphere.

---

Available Size: 60X120 cm

# RUSTIC

60 cm X 120 cm



SILVER RIVER



BASALT BLACK

## **BASALT BLACK**

It delivers a deep, volcanic-inspired black tone with a fine-grained texture, offering bold sophistication and enduring strength for modern spaces.

## **SILVER RIVER**

It Refers to the "flow" of the white veins across the gray background.

Matte Texture with Anti-Slip Surface



# STONE SHIELD

P O L I S H E D



LONG-LASTING POLISHED FINISH



SUPERIOR SURFACE HARDNESS  
ENGINEERED WITH MOHS 5.5 HARDNESS



ADVANCED ABRASION RESISTANCE



SCRATCH & WEAR  
RESISTANT SURFACE



IDEAL FOR  
HEAVY TRAFFIC AREAS

Double Durable fuses pigmented depth with unbreakable strength. Polished with Stone Shield technology for 10X stronger performance, these tiles transform high-traffic spaces into enduring masterpieces.

Available Size: 80X80 cm

# DOUBLE DURABLE

80 cm X 80 cm



VELUM



SOFFIO



OSTUNI



SABBIA

## VELUM

(Veil) Suggests the delicate, translucent layers seen in the stone's depth.

## SOFFIO

(Breath/Whisper) Reflects the very light, non-aggressive pattern.

## OSTUNI

Named after the "White City" in Italy; carries a strong architectural pedigree.

## SABBIA

"Sand," emphasizing the warm, natural granular texture.

Polished Gloss Surface



# STONE SHIELD



10X TOUGHER SURFACE



ADVANCED 5-LAYER  
PROTECTION TECHNOLOGY



SUPERIOR STRENGTH  
(3100N LOAD RESISTANCE)



HIGH ABRASION RESISTANCE  
(UP TO 50,000 REVOLUTIONS)



SCRATCH-RESISTANT  
SURFACE



IDEAL FOR  
HEAVY TRAFFIC AREAS

Stone Shield is our engineering masterpiece — ultra-durable porcelain engineered to withstand the harshest environments while maintaining refined aesthetics.

Available Size: 60X60 cm

# STONE SHIELD

60 cm X 60 cm



SEDONA MATTE



COLORADO ASH

## SEDONA MATTE

The reddish-tan rock formations of the American Southwest while sounding premium and durable.

## COLORADO ASH

The southwestern and south-central regions of the Colorado mountains exhibit an "ash" color. It's mountain often consists of granite, which are naturally gray or salt-and-pepper in color.

Matte Surface

# ROCK X



Rock X delivers the raw power of natural rock formations. Textured matte finish provides exceptional slip resistance and visual drama.

Available Sizes: 30X60 cm, 60X60 cm (matching)

# ROCK X

30 cm X 60 cm | 60 cm X 60 cm (matching)



DESERT ROCK L



SILVER QUARRY



SILVER QUARRY GROUND  
(matching)



DESERT ROCK HL



SILVER QUARRY HL



DESERT ROCK D

## DESERT ROCK

It embodies sun-bleached elegance with canyon-inspired tonal depth, fused with monolithic strength and durability built to withstand time and heavy use.

## SILVER QUARRY

Silver quarries and mines are worldwide, focusing on extracting both precious metal ores and specialized, silver-toned natural stones.

Matte Surface



**X**slate

Slate brings the raw rugged character of natural geological stone into porcelain. Deep bumpy grooves and bold 3D texture create powerfully authentic, tactile surfaces.

---

Available Size: 30X60 cm

# X SLATE

30 cm X 60 cm | 60 cm X 60 cm (matching)



STRATA CHARCOAL



STRATA ANTHRACITE



STRATA ANTHRACITE GROUND (matching)

## STRATA CHARCOAL

It captures the rugged, layered essence of natural stone with a warm, smoky grey tone inspired by the depth of burnt wood.

## STRATA ANTHRACITE

It reflects deep geological layering inspired by natural stone formations, capturing rugged multi-level texture in the darkest, coal-rich tone.

Matte Texture with 3D Surface

# DECOR




Decor Series brings artistic personality to architectural surfaces. Four unique patterns with ShapeCid technology create refined detail and visual depth in a premium matte finish.

---


Available Size: 30X60 cm

# DECOR


30 cm X 60 cm



CHEVRON MARQUETRY\_01



CHEVRON MARQUETRY\_02



SPATIAL ISOMETRY



SPATIAL VAULT

## CHEVRON MARQUETRY

It is a decorative craft technique where thin wood veneers are precisely arranged in a chevron pattern to create elegant, intricate surface designs.

## SPATIAL ISOMETRY

It uses grouped triangular mosaics to create a striking 3D cube illusion, adding depth and dynamic architectural dimension to a flat surface.

## SPATIAL VAULT

It captures the elegance of grand arched ceilings through flowing monochromatic curves, translating classical architectural depth into a refined modern surface.

Matte Texture with ShapeCid Surface



# WOOD RAIL

Wood Trail reimagines wood in porcelain. Authentic grain, texture and warmth of rare hardwoods with permanent performance.

---

Available Sizes: 15X60 cm, 20X120 cm

# WOODTRAIL

15 cm X 60 cm



NATURAL OAK



SANDY RIDGE OAK



HONEY OAK



MAPLE HONEY



MAPLE CREAM

## NATURAL OAK

A true-to-life oak plank featuring organic swirls and knots for a rustic, authentic timber feel.

## SANDY RIDGE OAK

A muted, earthy tan wood plank with a weathered texture that feels both modern and coastal.

## HONEY OAK

A rich, amber-colored wood plank that offers a classic, sun-drenched look with a smooth finish.

## MAPLE HONEY

A warm, toasted-beige plank with long, graceful grain lines that provide a soft, inviting appearance.

## MAPLE CREAM

A soft, off-white plank with delicate grey graining that offers a light, airy, and sophisticated floor finish.

Matte Texture with ShapeCid Surface

# WOOD RAIL



# WOODTRAIL

20 cm X 120 cm



HAVANA OAK



WHITE WALNUT



CROWN TEAK

## HAVANA OAK

A deep, chocolate-brown wood-look plank with a rich grain, perfect for creating a cozy and grounded atmosphere.

## WHITE WALNUT

A very light, bleached-wood style tile that offers a clean, Scandinavian feel with subtle, fine-lined textures.

## CROWN TEAK

A classic, warm honey-toned plank that captures the traditional beauty and natural glow of real teak wood.

Matte Texture with ShapeCid Surface



# Bathware

Pure | Simple | Italian



## Precise Engineering. Quiet Authority.

X Bathware is engineered with absolute control over every detail. Each piece combines Italian minimalism with advanced German-inspired flushing technology, delivering flawless performance, superior hygiene, and enduring quality. Designed for those who demand perfection in form and function.

### Features



wall hung wc

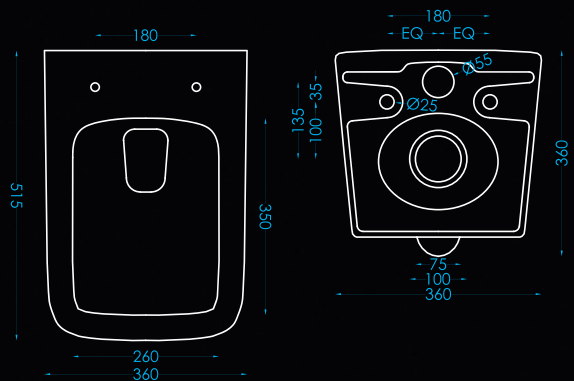
LUXURY THAT LEVITATES



Its floating design creates an illusion of space, while concealed plumbing ensures a clean, seamless look. Designed for comfort and effortless maintenance, it is the perfect fusion of style and practicality.

# Atlanta

Wall Hung Water Closet



Color Options



Features

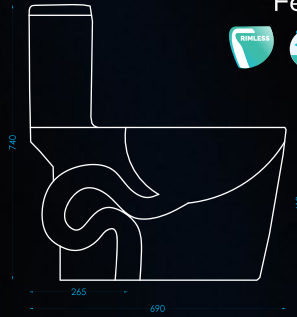
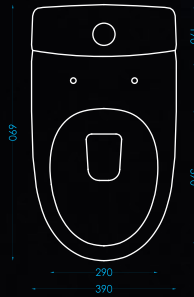


# Athens

One Piece Water Closet



Color Options



Features



# Palma

One Piece Water Closet



Color Options



Features

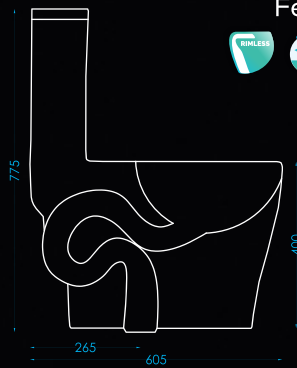
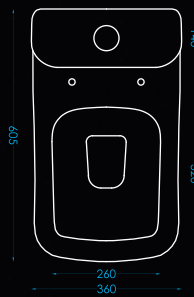


# Berlin

One Piece Water Closet



Color Options



Features





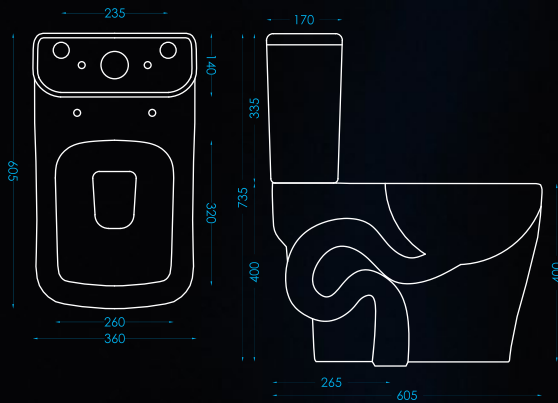
two piece closet  
SMART SIMPLICITY, MODERN LIVING



Designed for functionality and lasting value, it offers a balanced mix of style, convenience, and performance. Its durable build and efficient water-saving system make it the smart choice for everyday use while maintaining a clean, classic look.

# Berlin

Two Piece Water Closet



Color Options



Features



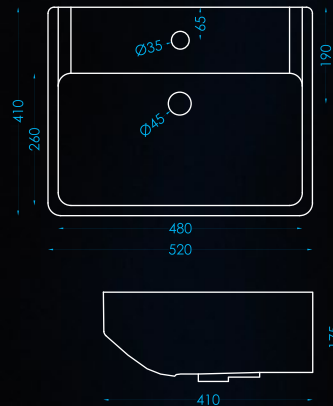
basine

SIMPLICITY ELEVATED TO ART

Clean lines, durable construction, and ergonomic comfort define our pedestal basins. Their non-porous surface ensures easy cleaning and long-lasting shine, while multiple styles suit any bathroom aesthetic.

# Empoli

Basin with Pedestal



Color Options

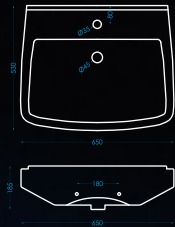


Features



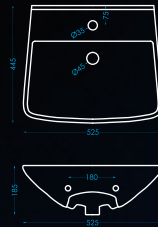
# Jasmine

Basin with Pedestal



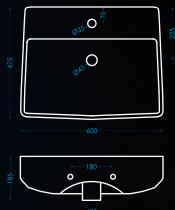
# Orchid

Basin with Pedestal



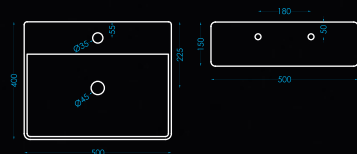
# Mayflower

Basin with Pedestal



# Laurel

Wall Mount Basin



Color Options



Features


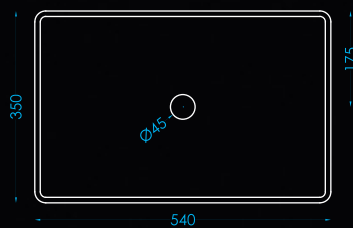




Our table-top basins deliver refined minimalism and flawless engineering. Each piece is designed for seamless installation and everyday practicality while maintaining the highest standards of Italian aesthetics.

# Lotus

Table Top Basin



## Color Options



## Features



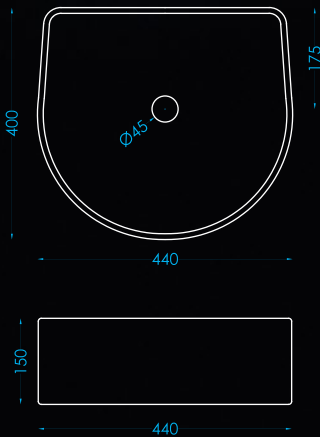
# Latina

Table Top Basin



# Crescent

Table Top Basin

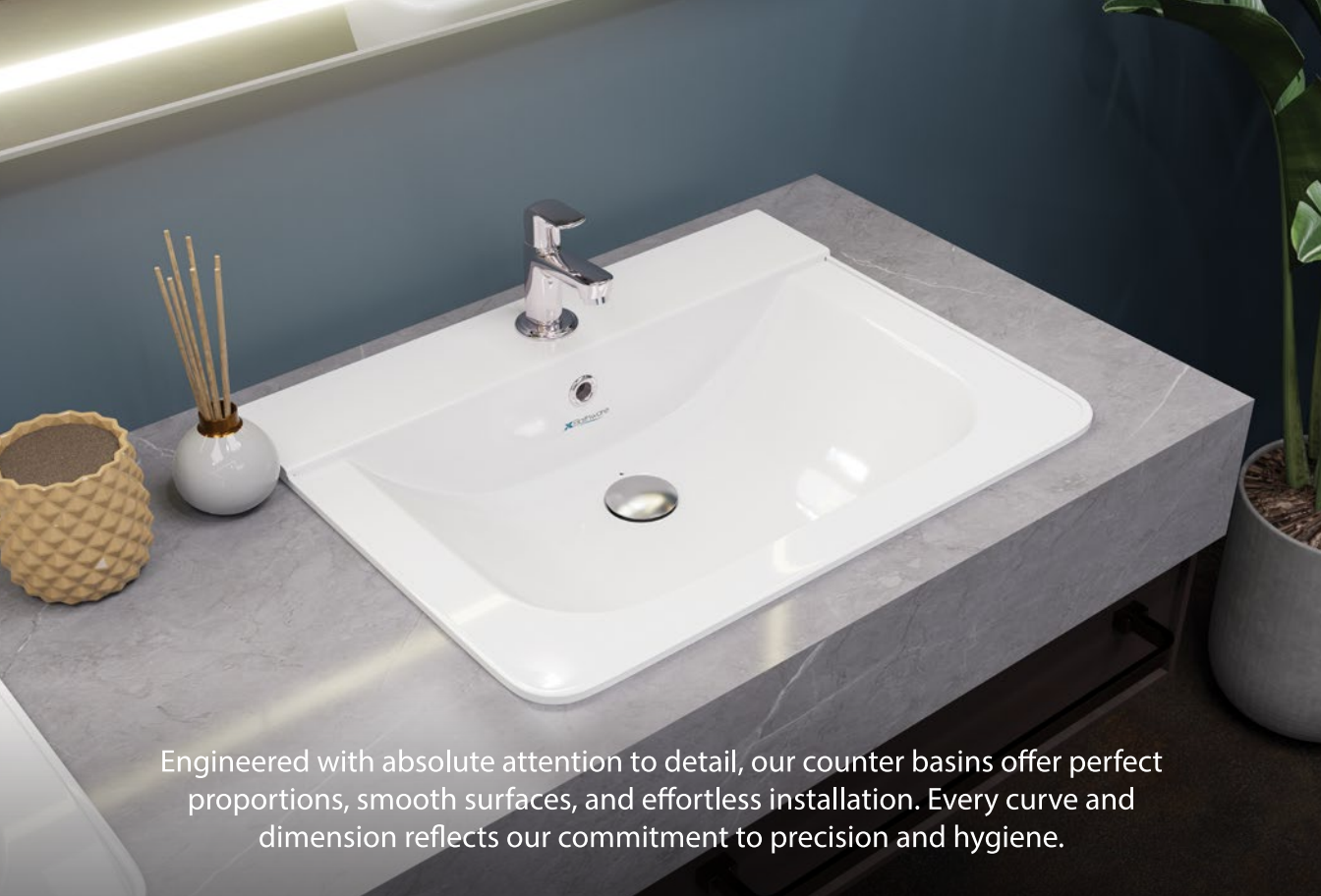


## Color Options



## Features

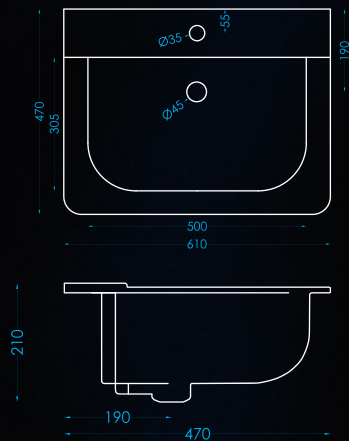




Engineered with absolute attention to detail, our counter basins offer perfect proportions, smooth surfaces, and effortless installation. Every curve and dimension reflects our commitment to precision and hygiene.

# Bluebell

Over Counter Basin



## Color Options

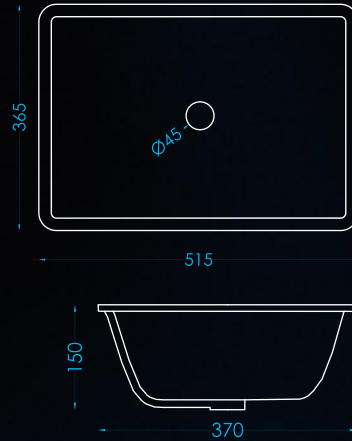


## Features



# Peony

Under Counter Basin



# Tancy

Over Counter Basin



Color Options

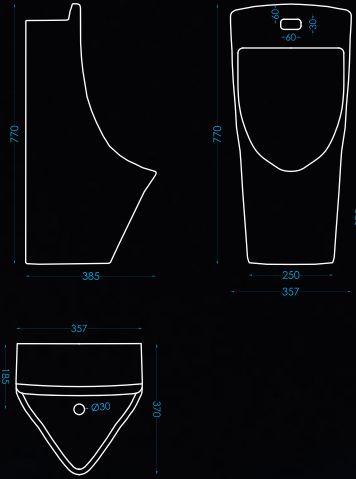


Features



# Vegas

Urinal



## Color Options



## Features



Designed for high-traffic environments and modern private bathrooms alike, the Vegas urinal combines clean Italian lines with advanced water-saving technology and easy maintenance.





fb



web

## **X Ceramics Group**

Corporate Office: XIC Point, Kha-213/3, Badda, Dhaka-1212  
Factory: Boherar Chala, Sreepur, Gazipur, Dhaka, Bangladesh.

Contact: 16663  
A Concern of XIC